

Dynamic Electrocardiogram

# TLC 9803



- ④ Portable、Durable、high efficient and high accuracy
- ④ The perfect design make it delicate and portable
- ④ Exquisite craft make its durability and isn' t easy to damage
- ④ The high-speed interface makes its playback data quick and efficient

Care Health · Care Life

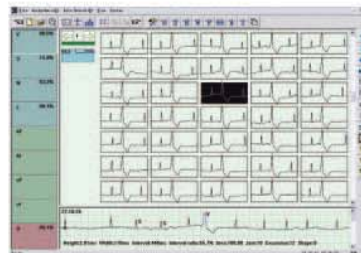
**CONTEC**

# TLC 9803

## Dynamic electrocardiogram

### The TLC9804 ECG system includes

- Computer
- Color display 17"
- ECG recorder
- Sheath
- Leads
- Data replay cable
- Power Connector
- Power Strip
- Laser printer
- AA Battery X 2
- User Manual



Template



Af analysis

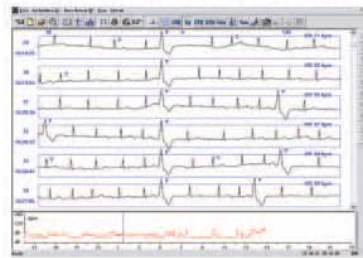
### The features of software

- Quick and accurate analysis system.
- With 3 leads synchro analysis, QRS search can be more exactly.
- There are more than 10 templates as atrial premature beat module, ventricular premature beat module, long interval module, atrial flutter module, atrial fibrillation module etc. and multiplicate User-defined templates could almost identify every kind of pathologic waveforms.
- Optional main channel.
- Agile and exact "Atrial Fibrillation" analysis.
- The function of pacing analysis could analyse all pacemakers.
- Many pacine modules have been added.
- Any period of single lead or 3-leads ECG can be reviewed at any time with the function of fast waveform review and analysis.
- The types of the analysis system of HR variability include five minutes of short ECG and one hour or 24-hour of long ECG.
- Print report expediently.
- Perfect function of case management.
- With the function of ST segment analysis and general load of the disorder of the heart muscle, the physician can judge a disease or disorder of the heart muscle generally.
- "Sleep breath pause syndrome analysis", the physician could print sleep asphyxia analysis report and diagnose.
- "HRT" analysis, when the adjustable function is natural, this transitory change will be represented by the form of HRT immediately.
- 15. "T Wave Alternation" analysis is a important index on judging and preventing arrhythmia.

## ECG data analysis and management figure



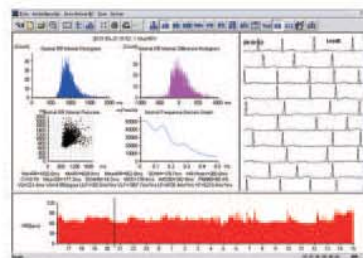
order replay



Bar chart—rosenbaum  
ventricular premature beat



Arrhythmia analysis



HR variability analysis

### Recorder Features

- With advanced design and technology, the recorder can work stably, dependable and durable.
- Be provided with the capability of anti-jamming and shock-pro.
- Small volume with OLED screen. The resolution is 160\*128.
- Be provided with functions of waveform preview, record review and event marking.
- Accurate record of the start time of the data sampled owing to the real time clock of itself.
- Avoid damage owing to the repeating inserting and pulling out by using the inbuilt TF card to storage the data.
- The maximum capability can be 2GB, so the original data can be saved perfectly by no compression.
- The average review time of single case can be less than 40 seconds by using interface of USB 2.0.
- Record waveform details inextenso by the design of high precision and sampling frequency.
- Record the state of pacemaker exactly by higher sampling frequency.



# TLC 9803

## Technical parameters

Number of channels	3 channels
Sampling rate	10000Hz
Sampling accuracy	12bit
Recording time	24 h
Power	2 batteries in size 5
Interface	USB2.0
Scale voltage	1mV±5%
Standard Sensitivity	10mm/mV±5%
Noise level	≤30μV
CMRR	≥60dB
Feathers of low frequency	Time constant>3.2s
Scan speed	25mm/s±5%
Enduring polarization voltage	±300mV
Least measure signal	50 μV p-p
Product safety type	Type B (Internally powered)
Size	111mm(L)*60mm(W)*25mm(H)
Net Weight	102g (Without battery)

## Relevant components



### Илан Медицинска Апаратура ООД

гр. Варна, ул. Кирил Шиваров 9 Б

тел. **0700 17373**

факс 052 612258

e-mail: office@ilan.bg

[www.ilan.bg](http://www.ilan.bg)